



De La Salle Download



Summer Edition 2021



Headteacher's Message - Summer 2021

It seems impossible that the summer holidays are upon us once again. As we reflect back on the year that we have had as a community, I feel very proud at the way our students have conducted themselves. In home learning, face to face teaching and personal study - students have shown incredible commitment to school life.

The disruption caused by the national lockdown, ongoing periods of isolation caused through close contact with positive cases and working in a restricted way in 'bubbles' has not stopped students' great achievements, many of which are exemplified in this edition of the DLS Download. This is exemplified by the amazing response to the newly launched Lasallian awards where students displayed fantastic character - this has only strengthened our community.

Getting to this point in the academic year is a testament to the amazing support from families; dedicated service from a talented staff; support from a committed governing body and consistent positive effort from students. The successes of this year have been a true team effort. I would like to take this opportunity to express my sincere thanks to everyone for their continued commitment to the school.

As the lockdown measures are eased, I hope that the whole school community is able to enjoy a restful and safe summer break. We look forward to welcoming students back to normal school life (all being well) in September.

Mr. P. Norris - Headteacher

End of Year (2020/21) Prayer

*At the end of this school year we give thanks to God:
For all the teaching and learning that has taken place in our school,
both in and out of the classroom,*

*For the talents and gifts that have been shared and the challenges that have been faced;
For the burdens that have been lifted and the hurts that have been healed;
For the respect and care that has been given.*

*We give thanks for the friendships that have just begun and for those that have grown.
For the faith that has been lived in our daily struggles;
For the hope that has lifted our hearts on the dark days;
For the love that has kept us going;
We give thanks for the community that we are.*

*Bless our families as we take our holidays,
may our time together leave us with memories to cherish.
Pour out your love on us that we may return renewed and refreshed to continue our
journey together.*

*We make this prayer through Christ our Lord.
Amen*

Times Table Challenge

Every half term Year 7 and 8 students take part in the Times Table Challenge; the challenge consists of 144 times tables, where they are awarded a gold award 140 correct answers, silver award 130 correct answers and bronze award 100 correct award.

The following students have been awarded the gold award for this half term. Congratulations on a fantastic achievement:-

7.1	7.2	7.3
Jai	Mikey	Ethan
Arian	Gabriel	Christian
Caitlin	Franz	Leah
Lyla	Joey	Callum
Abigail	Joshua	Abigale
Reece	Tia	
Lucy-Lou	Sadie	7.4
Erica		Kyran
Bobby		El
Anessa		Olivia
Akosua		Laila
Paul		Keira-Louise
Ruby		Mirabella
Harry		Lilly
Jenna		Archie
Harvey		Karina
Angeleen		Victor
Havilah		Brooke
Callum		Jessica
Haydon		Julia
Tommy-Lee		

8.2	8.3	8.4
Tobiah	Daniel	Chinedu
Josh	Zach	Chloe
Olufemi	Leo	Emily
Emily	Amarah	Kye
Nathan	George	David
Ruby	Tilly	Eric
Wisdom	Shami	Molly
Rihanna	Omonfuma	
Jack	Larni	
Anthonia	Elana	
Vaness	Luka	8.5
Artis	Harrison	Anush
Jessica	Jack	Stefano
Caleb	Sandra	
Bailey-Rae	Nathaniel	
Hayden	Nathan	
Matthew	Harry	
Rebecca	Valerie	

8.1	Summer
Esosa	Michael
Anna	Bliss
Ted	Jesse
Lilly	Cherrelle
Louise	Joel
Amelia	Lilly
Isabel	Kingsley
Kallie	Isabella
JMollie	Iwo
Chlo	Lilly
Toma	Ela
Chloe	Freya


Mr. A. Badger - Teacher of Maths

Maths Puzzle

There is a prize for the first person in each year group to return their completed puzzle to Mrs Curtis via the school email: info@dlsbasildon.org, prizes will be given out in the New Year.

Mrs. E. Cutis - HLTA Mathematics

A maths crossword



ACROSS

1. 22 - 9
3. 159 - 13
6. 465 + 750
8. 2329 + 3294
10. 25 - 10
11. 18833 - 9266
13. 20 - 7
15. 15 + 16
17. 120 - 24
18. 952 - 344
19. 99 - 40
21. 445 + 8975

DOWN

22. 1496 + 930
24. 124 - 46
25. 1290 - 300
26. 98 - 44
28. 11 + 5
30. 27 + 40
31. 9284 - 2589
33. 44 - 10
35. 3292 - 768
37. 9 + 1616
39. 858 - 356
40. 1 + 10
1. 710 + 543
2. 46 - 15
3. 297 + 1269
4. 235 + 232
5. 83 - 21
6. 15 - 4
7. 29 + 30
9. 5457 - 2355
12. 24 + 35
14. 560 - 180
16. 381 + 1139
18. 12346 + 5865
20. 27 + 69
21. 183 - 86
22. 338 - 42
23. 280 + 4692
26. 10786 - 5144
27. 27 + 22
29. 12200 - 5879
31. 687 - 67
32. 62 - 11
34. 21 + 24
36. 61 - 6
38. 17 + 44

Cont'd.../

Year 10 Drama Stars

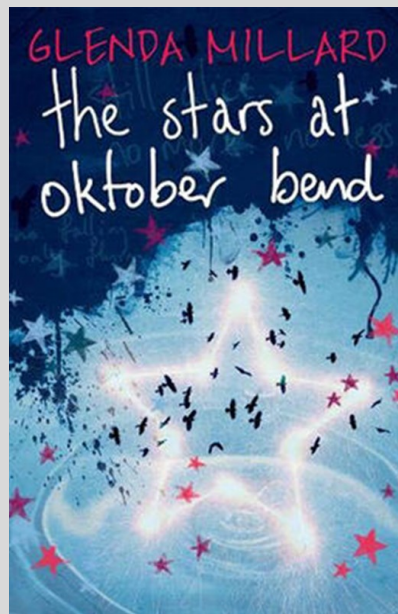
On 16th June 2021 the Year 10 Drama students performed their devised pieces for their Drama exam, and the results were OUTSTANDING!

The students had been working in groups for the previous two months, and they had to base their performance on a choice of stimuli, including a colourful picture by a Brazilian artist called Lobo, the song 'Starz in their eyes' by Just Jack, or the quote "Run to the fire, don't hide from it."

The performances were a colourful collection of different stories, many with challenging issues explored and unique characters revealed. The students not only did themselves proud with their excellent acting, but they were so supportive of each other and conducted themselves in an exemplary way throughout what was a long, difficult but ultimately highly successful day.

Mrs. N. Page -





The summer holidays are almost here, and I am looking forward to some serious reading time. In the meantime, I am so pleased to be able to share this review with you because 'the stars at oktober bend' is one of the most beautiful books I have read in a long, long time. People say 'it blew me away - really!' And this book blew me away – REALLY!

You may have noticed the lack of capitals in the title, and have assumed that Mrs Smith needs some punctuation catch-up. However, this is because one of the two voices in the story is that of Alice, and she rarely uses capital letters. Alice is a survivor of a horrific attack, at 12 years of age, which left her with life-changing injuries. The way she expresses herself is one of the ways in which the story is beautiful; Alice tells us that her 'electrics' are damaged and that speech is hard for her – and hard for people to understand. But she communicates through her writing and through her art.

The other voice in the story is that of Manny, 'the running boy', who is fascinated by Alice and her story – and by her family and the way they live. He finds one of Alice's poems and wants to know her better. Alice lives with her younger brother, Joey, who cares for her, and they both care for 'Gram' who has breathing troubles (Alice expresses this perfectly!) Their love for each other is also a beautiful thing, without being at all 'cheesy'.

Another reviewer described this story as 'heartrending and, ultimately, hopeful' – a view with which I wholeheartedly concur.

Have a lovely summer – and happy reading!

Mrs Smith
One-to-One English Tutor

Year 11 GCSE Photography

No one can deny that this has been a challenging year for our Year 11 students. Two lockdowns later and they have left us to continue their education in their chosen pathways.

For Year 11 GCSE Photography students, it has been particularly difficult as they have had to be very resourceful in terms of being isolated, having to remain indoors and having limited contact with peers that would have normally been their models.




Throughout this time, they have shown themselves to really understand the idea of visual communication through their coursework and their final pieces. For many, their focus has been on Mental Health and family and they have creatively demonstrated this in their work.

These images are a small example of what they created inspired by Covid, Lockdown and Mental Health. I am sure you will agree that they have produced some outstanding work.

I am really proud of all of them.

Masks off to the Covid class of 2021!

Mrs Ansary - Teacher of Photography



Year 11 GCSE Photography

I've always wanted to study photography once I started secondary school. Photography is hard work and takes motivation to do the work but after you have finished it you can look back at all the work you have done. It's surprising!



I think photography has been an amazing experience for me to express my creativity and use it in my work. With my topic BLACK, which I think was perfect for me. As Black can be expressed in many ways plus it is important to many people today in society.

Abigail




Catering & Hospitality



Science Department News

We have been delighted to welcome visitors to the school this half term who have offered interesting and enjoyable enrichment activities. In June all of Year 9 took part in a 'CSI' experience spending a whole day learning how to gather and evaluate evidence from crime scenes. In the afternoon students were dressed in full CSI uniform and put their skills to good use investigating a crime scene scenario.

Pictured are students busy 'investigating!'



Dr. M. Keown - Teacher of Science

In July we welcomed Starlight STEM who ran a Planetarium experience day for Year 8 and Triple science students.



We also invited a speaker to describe the opportunities for careers in the NHS.




Dr. M. Keown - Teacher of Science



Tech Article

When we were building our Colosseum, we learnt a lot about the structure and the history behind it. We also learnt about how the colosseum was built 1,951 years ago so we added moss to give it an older look. We used corrugated cardboard, as it is a compliant material so we could bend it into the shape. We also used fake grass for the base and fake gravel to create a path and base inside the colosseum. The hardest part of making our colosseum was cutting out the arches of the windows as it took a long time.



We had so much fun creating a colosseum and we hope we can build something like this again.




By Meda and Emily

My Model

I didn't have anything except from the cardboard and gravel. The cardboard arches were quite hard because I only had scissors so they were quite jagged. Once I used gorilla glue to hold up the edges of the colosseum I added gravel to the bases to add detail of what an ancient colosseum would look like. Measurements were very difficult during this process because I had to hope it would all fit together. Next time I will not make it so tall and mainly get it to shape and add some synthetic moss to the edges for more of an ancient urban texture.






By Katelyn Morrison



Year 9 Photography

This term students in Year 9 have explored the subject of disguise in Photography. They have looked at a range of different photographers and the way they have communicated this subject through their methods and use of props. These images represent a selection of the different characters within the class with students planning their own photoshoots responding to the style of the photographer Inge Morath and the cartoonist Saul Steinberg.

I look forward to welcoming some of them to GCSE Photography next year!



Mrs. A. Ansary - Teacher of Photography